

SectorSurfer

Strategy-of-Strategies

September, 2015



SumGrowth Strategies, LLC Seattle, WA

Example Strategy-of- Strategies

SectorSurfer Strategy: Vanguard HoF SOS

StormGuard -Disabled- 

Made: 08-Sep-2015 02:48 PM My-Strategy #13 Options: FWPT, SG-Off, SF Last Edit: 06-Sep-2015 Data: Investors FastTrack

STRATEGY NAME	SYMBOL	TREND
> Vanguard Sectors - 2	SSS9	
> Vanguard Sectors	SSS8	
> Vanguard International	SSS11	
> Vanguard Lo Risk/Hi Reward	SSS7	
> Vanguard Mutuals Mix - 2	SSS6	
> VANGUARD INCOME #5	SSS1	
> Vanguard Income #9i	SSS2	
> Vanguard Income #3	SSS4	
> VANGUARD INCOME #4	SSS3	
> Vanguard Mutuals Mix	SSS5	
> Vanguard Mixed	SSS10	
> Vanguard US Diversified	SSS12	

0% 1% 2%
Avg.Return/Mo.



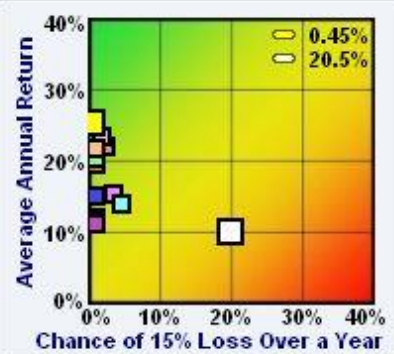
FWPT Born: 04-Jan-2005 Avg. Trades/Yr: 4.3
Last Signal: 30-May-2014 Trade Hold: Automatic

RISK: Sep-1988 to Sep-2015

Sharpe Ratio: (Return - MM) / Std.Dev.
Strategy 1.17
 S&P 500 0.43

Sortino Ratio: (Return - MM) / Neg.Dev.
Strategy 8.88
 S&P 500 2.45

Max Drawdown: R = Realized DD
Strategy 28%
 S&P 500 55%




V:5.2.11 92.0D L6 16.8 11 3 0
SG1 -5.0 CH0 OP11 DS0

Score: 86.4
Safety: 38.6
Alpha: 24%
Beta: 0.30

[Email Chart](#)
[3-Year Chart](#)
[10-Year Chart](#)
[27 Years Max](#)
[Close Chart](#)

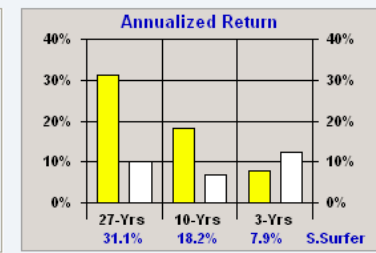
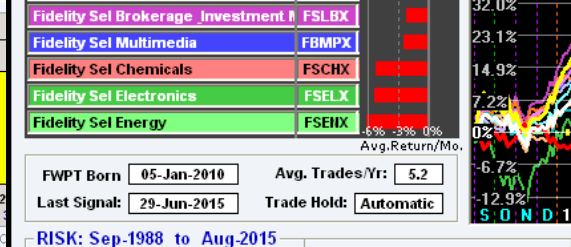
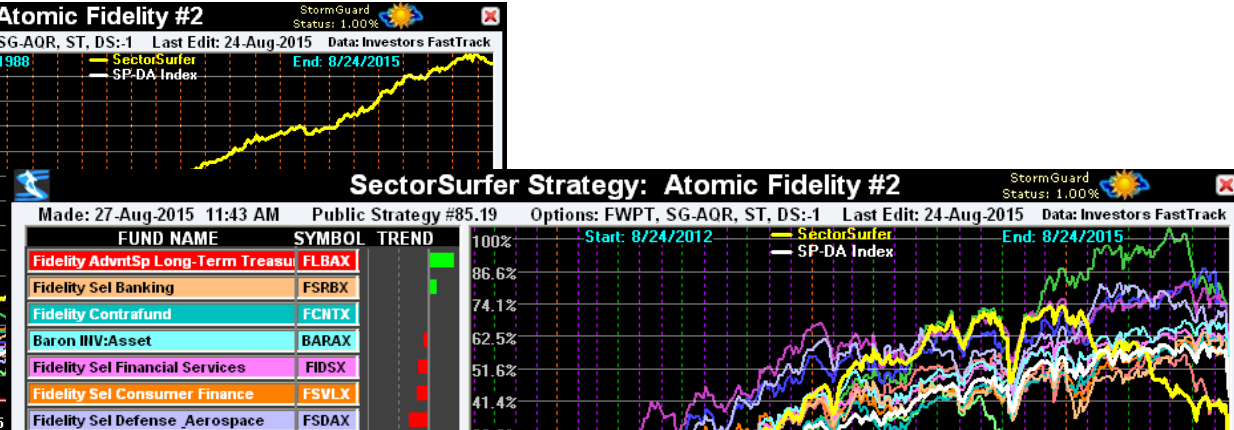
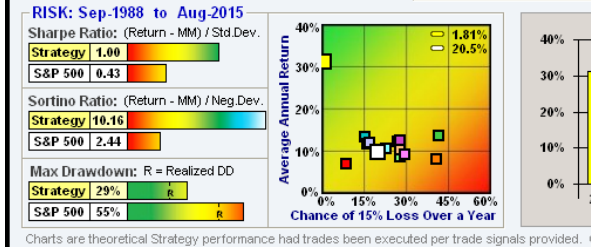
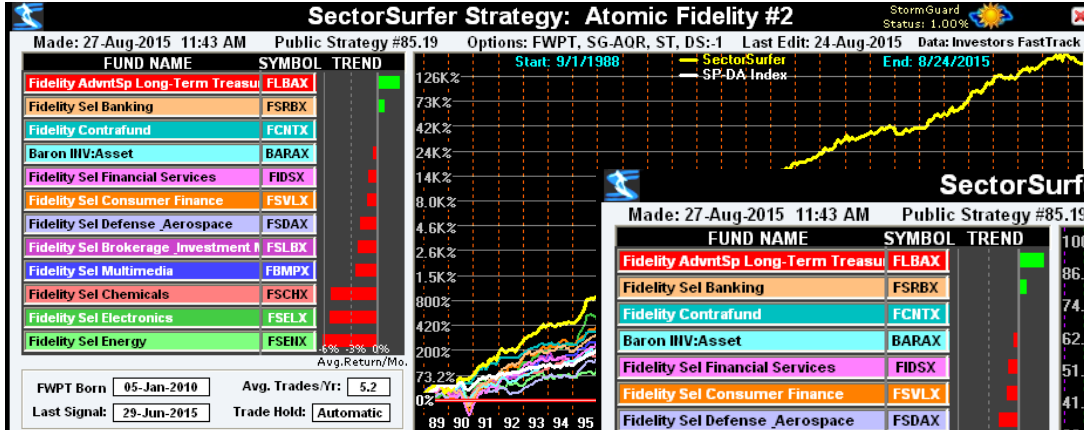
The Flat Tire Problem



**Hindsight Selection
Bias Can Produce
Questionable Future
Projections.**

**Some Lucky
Sequences May not
Happen the Same
Way in the Future.**

Strategy Gets a Flat Tire



V:4.27 55.13 L6:15.7 13 3 0
 SG2-0.8 CHO OP13 DS-1 co
 Note: ReOptimize

[Email Chart](#)

[3 - Year Chart](#)

[10-Year Chart](#)

[27 Years Max](#)

[Close Chart](#)

Score: 83.9
 Safety: 27.4
 Alpha: 29%
 Beta: 0.53

Charts are theoretical Strategy performance had trades been executed per trade signals provided. Copyright 2015 SumGrowth Strategies, LLC. SectorSurfer is a registered trademark.

Strategy Gets a Flat Tire

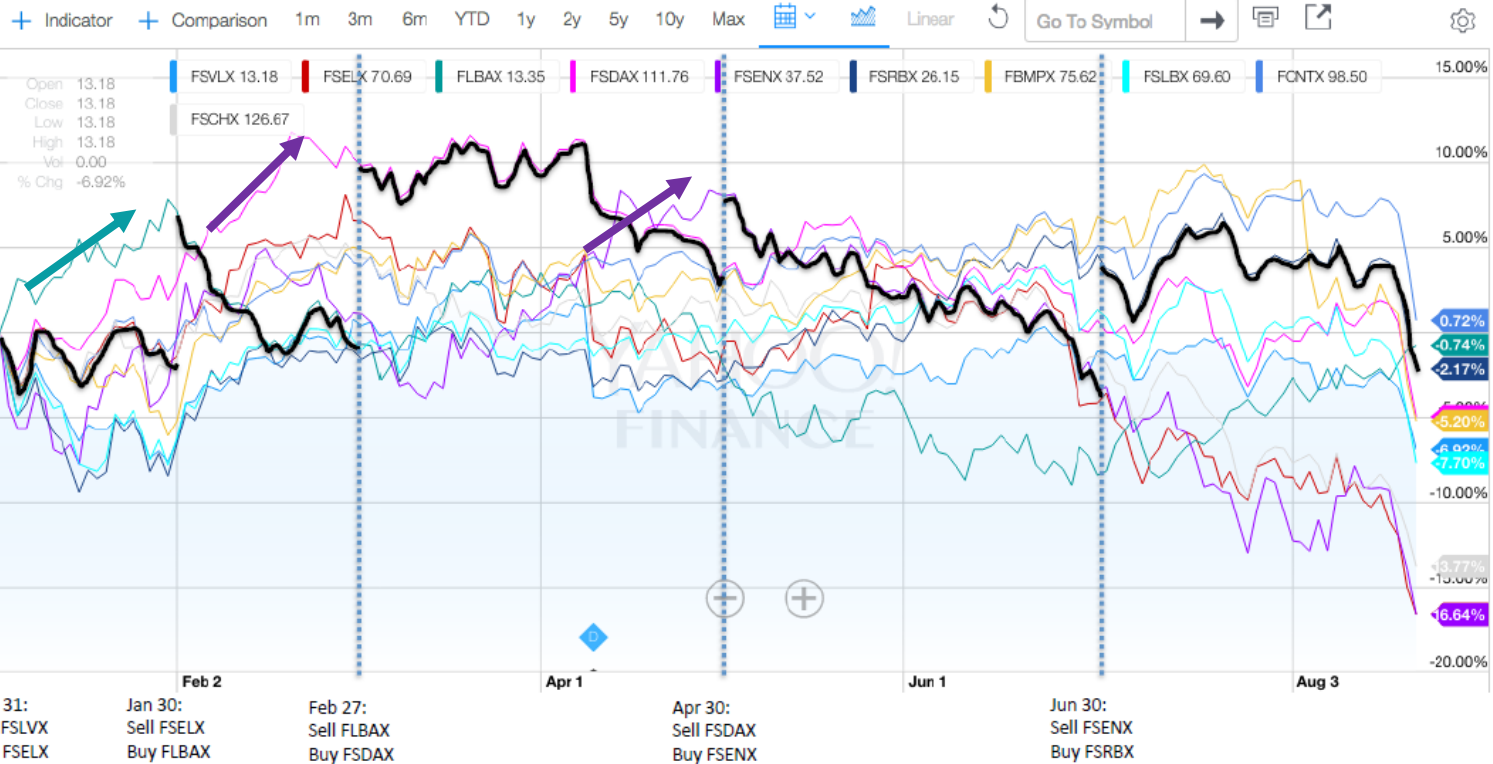
Atomic Fidelity #2 (Jan 1 – Aug 21, 2015)

Fidelity Select Consumer Finance Port (FSVLX) ★ Watchlist

13.18 -0.30 (-2.23%) NASDAQ - As of Aug 21 15

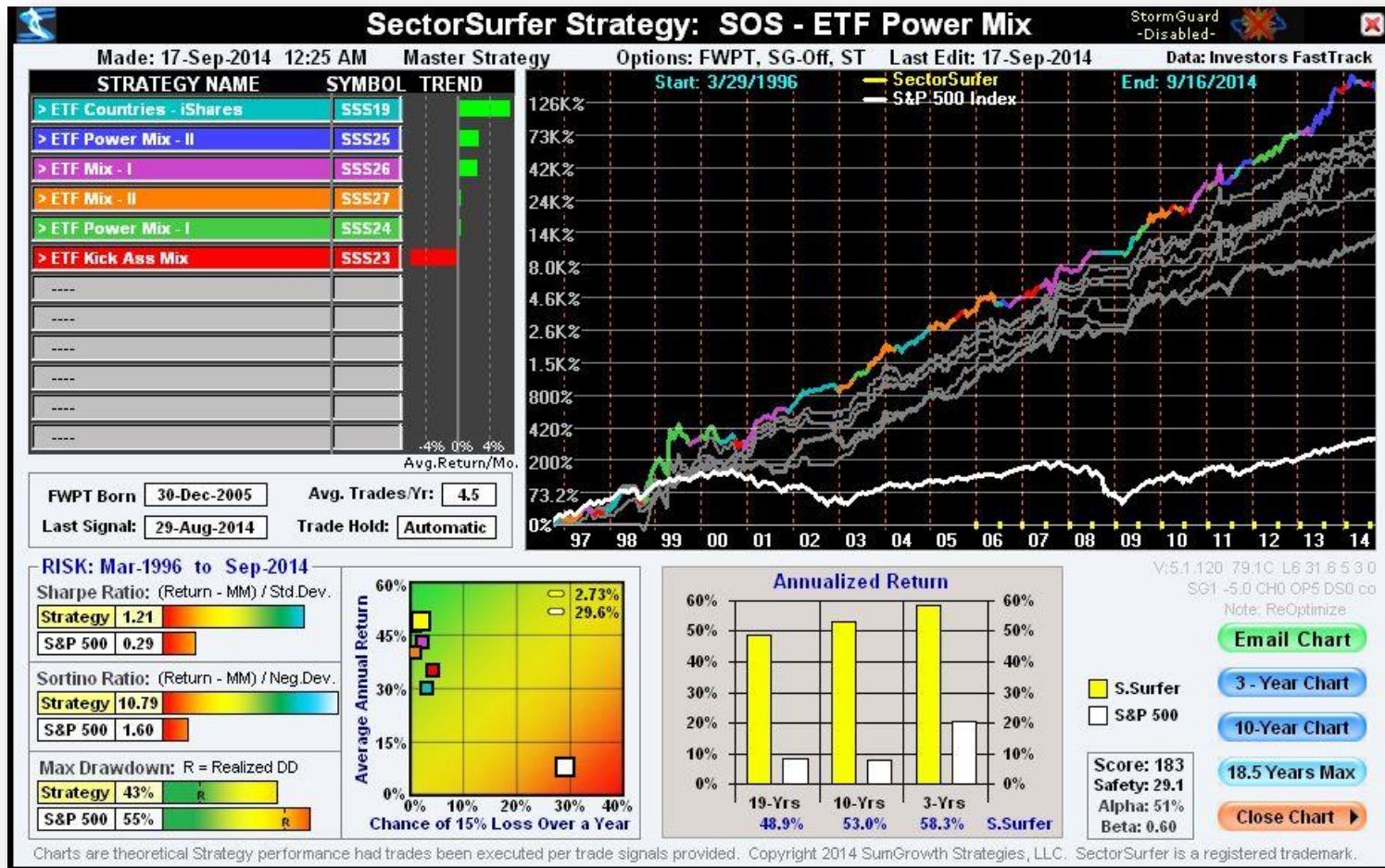
Beat the market

Get the app



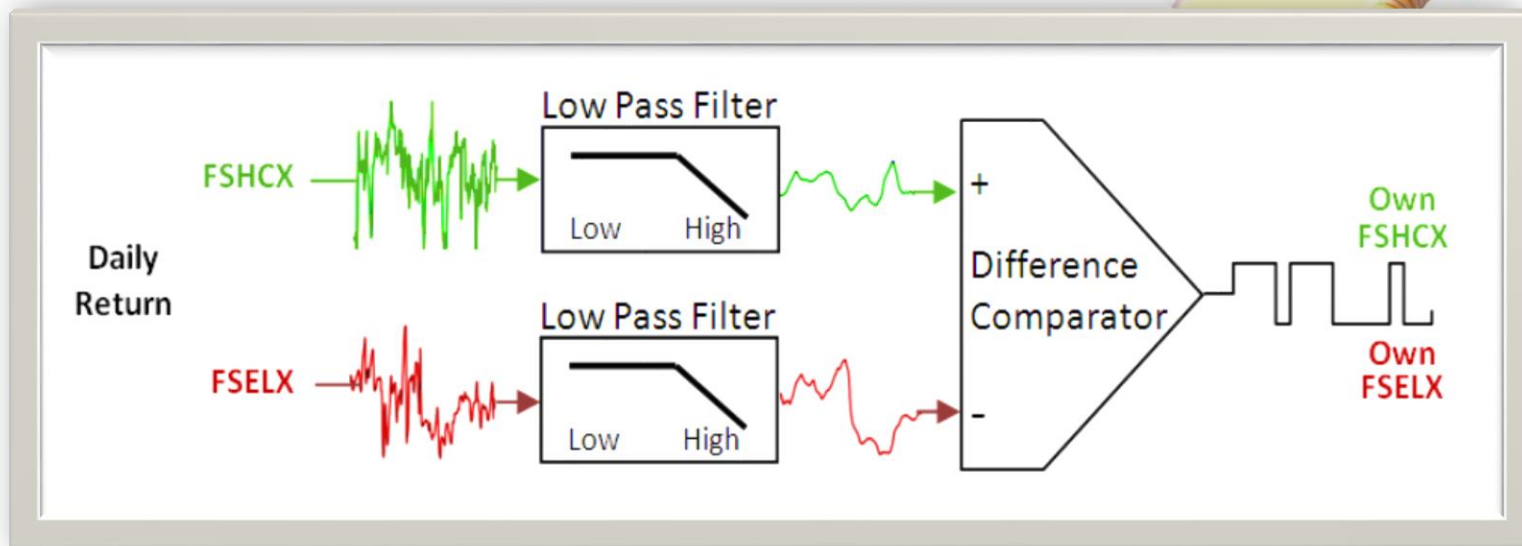
Secret SOS Design Guide

Simply Apply the Best Rocket Fuel Rules

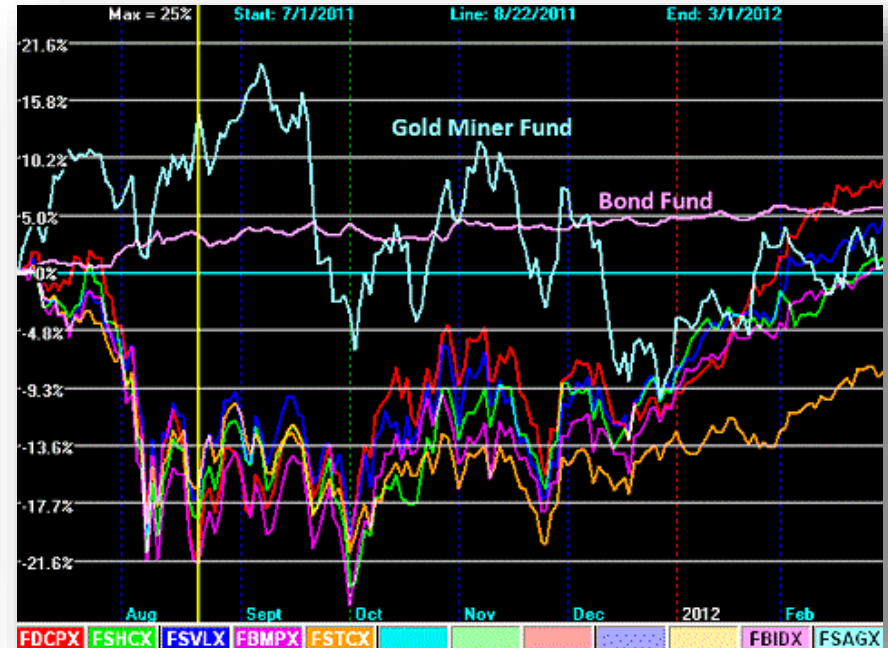
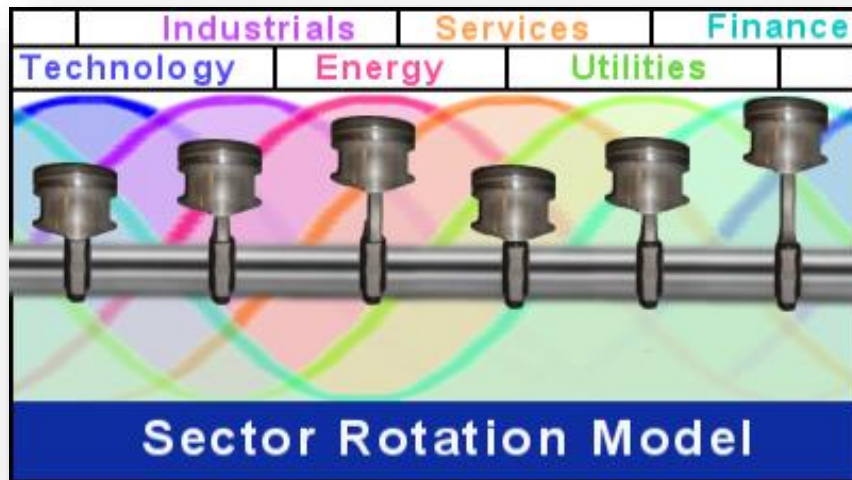


Strategies Have An Engine

Noise Filtered, Differential,
Trend Following Engine



What Best Fuels Our Engine?





1. At Least One Candidate is Always Having a Power Stroke.
2. Candidates Can Reliably Pass Leadership To One Another.

Secret SOS Design Guide

Simply Apply the Best Rocket Fuel Rules

Smaller Variations from Strategy to Strategy Enable More Reliable Transfers of Leadership Between Them.

23	Name: ETF Kick Ass Mix	 	XPH	EWG	ITB	XLF	SLV	EZA	SELL: IDX
	Notes:	 	EWM	IDX	EWZ	MDY	XLE	PSQ-	BUY: EWZ
24	Name: ETF Power Mix - I	 	IYR	RTH	ITB	OIL	IYE	QCLN	SELL: \$WAIT
	Notes:	 	EWM	IDX	EWZ	QQQ	TDIV	PSQ-	BUY: EWZ
25	Name: ETF Power Mix - II	 	IYR	TAN	ITB	EDV	IYJ	PNQI	SELL: MES
	Notes:	 	EWM	IDX	EWZ	QQQ	MES	PSQ-	BUY: EWZ
26	Name: ETF Mix - I	 	EWP	SPY	EWZ	EWJ	EPI	SIVR	SELL: INDY
	Notes:	 	EWO	DBO	ITB	RTL	RSX	PSQ-	BUY: EPI
27	Name: ETF Mix - II	 	EWP	SPY	EWZ	EWJ	VNQ	SIVR	SELL: -New-
	Notes:	 	EWO	OIL	ITB	XLU	RSX	TAN	BUY: EWZ
28M	Name: SOS - ETF Power Mix	 	SSS23	SSS24	SSS25	SSS26	SSS27	SSS19	SELL: SSS23
	Notes:	 	—	—	—	—	—	—	BUY: SSS25

Similar

Similar



Strategy Hall Of Fame

Best Performing & Most Widely Held

Top Performers by Category (click chart to enlarge)



Strategy Hall of Fame Listings

[Download HallOfFameData.xls](#)

- [Safety](#)
[Mutual Funds](#)
[ETFs](#)
[TopDog Stocks](#)
[Ultra/Inverse](#)
[Widely Held](#)

These are the best performing **Safety Strategies** when scored for least drawdown, return consistency, and still achieving a respectable return. To be ranked and listed, a Strategy must have (a) at least five mutual funds with at least 15 years of data, (b) at least ten stocks with at least 15 years of data. The "SafetyScore" is more than moderate risk, and is calculated as shown below.

SafetyScore = 25*(AvgReturn - 2*AvgNegReturnDeviation)

[Mins, Holds, Fees](#)
[Fund](#)

Listings Updated: 1/15/2013

SafetyScore (Score)	Strategy Name (Selected Options)	Owner (Brainiac)	Last Edited (BornOn Date)	Chart (Click)	Strategy-ID (How to add it to your Strategy list)
1. 252.7 (102.2)	Fidelity Select Funds 1 (FWPT, SG-AQR, T.Auto, ST, DS--1)	mgroesbeck	36+ Weeks (Jan-2010)		63534534230623000-4122-1-82577
2. 239.7 (104.6)	Fidelity Select Funds m+ / (FWPT, SG-AQR, T.Auto, ST, DS--1)	tomrad	36+ Weeks (Jan-2010)		635330096413821250-5250-2-82915
3. 228.9 (46.4)	Vanguard Income #5/i (FWPT, SG-Off, T.Auto, ST)	mosier	27 Weeks (Dec-2008)		635405102165146250-230-5-52311
4. 215.3 (103.6)	Fidelity Select Funds - I (FWPT, SG-AQR, T.Auto, ST, DS--1)	cvalenza	36+ Weeks (Jan-2010)		635346170691093750-4192-2-75148
5. 214.3 (101.0)	Fidelity Select Funds 1 (FWPT, SG-AQR, T.Auto, ST, DS--1)	cshepher	5 Weeks (Jan-2010)		635533448890786250-5731-2-92545
6. 214.2 (98.4)	Fidelity Only (FWPT, SG-AQR, T.Auto, ST, DS--1)	fayvest	36+ Weeks (Dec-2003)		635516528648125000-5089-4-107192
7. 210.2 (46.6)	Vanguard Income #3/i (FWPT, SG-Off, T.Auto, ST)	mosier	19 Weeks (Dec-2008)		635449929988043750-230-3-52309
8. 207.3 (103.3)	Fidelity Select Funds PT (FWPT, SG-AQR, T.Auto, ST, DS--1)	Whiplash50	36+ Weeks (Jan-2010)		635240937405045000-4056-10-68193
9. 205.1 (98.7)	Fidelity Select #1 /d (FWPT, SG-AQR, T.Auto, ST, DS--1)	Normanstone3	28 Weeks (Jan-1998)		635557084814202500-3356-1-103190

Crowd Sourced - Strategy Design

10. 203.5 (65.6)	V/F Income/P (FWPT, SG-AQR, T.Auto, SF)	bolerotango9	31 Weeks (Jan-2010)		635375931242201250-4828-1-56707
11. 203.3 (100.6)	Replace Retire Early 2 (FWPT, SG-AQR, T.Auto, ST, DS--1)	jr1053	36+ Weeks (Jan-2010)		635428440167933750-5370-6-69354
12. 195.3 (47.4)	Vanguard Income #9/i (FWPT, SG-Off, T.Auto, ST)	mosier	36+ Weeks (Jan-2007)		635530521469067500-230-9-52315
13. 186.3 (43.1)	Vanguard Income #6/i (FWPT, SG-Off, T.Auto, ST)	mosier	4 Weeks (Dec-2004)		635551840397796250-230-6-52312
14. 186.1 (88.7)	Vanguard Mutuals Mix #4/i (FWPT, SG-Off, T.Auto, ST)	aplaneguy	36+ Weeks (Dec-2003)		635470523849852500-1834-1-76415
15. 183.8 (40.2)	Vanguard Income BYA/id (FWPT, SG-Off, T.Auto, ST)	pattibeg	36+ Weeks (Jan-2007)		635241872228482500-975-1-4550
16. 180.8 (83.3)	Vanguard Lo Risk/Hi Reward (FWPT, SG-Off, T.Auto, ST)	mosier	11 Weeks (Dec-1999)		635501937308446250-230-2-52308
17. 179.2 (45.3)	PFD1b (FWPT, SG-Std., T.Auto)	clp111	10 Weeks (Dec-2003)		635503856848906250-3059-1-101643
18. 176.2 (99.4)	Vanguard Income #7/i (FWPT, SG-Off, T.Auto, ST)	mosier	28 Weeks (Dec-1999)		635397970226021250-230-7-52313
			32 Weeks (Dec-1999)		635374037769857500-3778-2-67032
			36+ Weeks (Jan-2010)		635545713068186250-2984-2-31789
21. 169.9 (49.6)	Ultra Safe Bond (SG-Std., T.Auto)	wurs123	66 Weeks (Oct-2013)		635226942681168750-5341-9-67959
22. 167.7 (44.3)	Vanguard Income #6/i (FWPT, SG-Off, T.Auto, ST)	EMonson	26 Weeks (Dec-2003)		63556980023711250-6352-25-109225
23. 167.6 (77.7)	NQP2b (FWPT, SG-AQR, T.Auto, ST)	huprikar	1 Weeks (Dec-1999)		635560394780646951-1768-10-111580
24. 162.3 (60.2)	Vanguard Income #4/i (FWPT, SG-Off, T.Auto, ST)	mosier	26 Weeks (Jan-2000)		635477400338806223-230-4-52310
25. 161.1 (49.4)	AMH TGE /d (SG-Std., T.Auto)	AMH	54 Weeks (Dec-2013)		635226959401310234-4646-1-69272
26. 154.1 (79.1)	Vanguard Mutuals /i (FWPT, SG-Off, T.Auto)	kevindonusky	36+ Weeks (Jan-2000)		635504286836406250-3935-4-74711
27. 153.7 (107.3)	AAII ETF list Portfolio (FWPT, SG-AQR, T.Auto, ST)	HBG275	1 Weeks (May-2008)		635557787037327500-6249-2-101592
28. 152.8 (56.1)	Vanguard Income #4/i (FWPT, SG-Off, T.Auto, ST)	hakem	36+ Weeks (Dec-2000)		63524058541607500-440-13-70100
29. 152.6 (91.4)	ETF Sector Mix (FWPT, SG-AQR, T.Auto, SF, DS--1)	rswilkes	10 Weeks (Jan-2010)		635550214818108750-4642-5-111687
30. 151.0 (89.7)	Vanguard Mutuals Mix/i (FWPT, SG-Off, T.Auto, ST)	nomayo325	36+ Weeks (Jan-2004)		635531419281567500-5199-1-60958

1	Name: VANGUARD INCOME #5	VMLTX VASIX VSCGX VSMGX VGSTX VFITX	SELL: -New- Date: 9/6/2015	Done:9/6/2015	E*Trade
PAID	Score: 42 Safety: 229 MDD: 12%	VBINX VSGDX	BUY: VMLTX	Done:9/6/2015	
2	Name: Vanguard Income #9/i	VWELX VTMFX VFICX VBMFX VFIIX VIPSX	SELL: -New- Date: 9/6/2015	Done:9/6/2015	E*Trade
PAID	Score: 39 Safety: 179 MDD: 12%	VFITX VSMGX	BUY: VFITX	Done:9/6/2015	
3	Name: VANGUARD INCOME #4	VASVX VBIIIX VWELX VSCGX	SELL: -New- Date: 9/6/2015	Done:9/6/2015	E*Trade
PAID	Score: 52 Safety: 184 MDD: 12%	VBINX VFIUX VFICX	BUY: VFIUX	Done:9/6/2015	
4	Name: Vanguard Income #3	VBMFX VGSTX VBIIIX VBINX VFICX VASIX	SELL: -New- Date: 9/6/2015	Done:9/6/2015	E*Trade
PAID	Score: 36 Safety: 183 MDD: 12%	VSGBX VSMGX	BUY: VBIIIX	Done:9/6/2015	
5	Name: Vanguard Mutuals Mix	VUSUX VBLTX VWNFX VASGX VCVLX	SELL: -New- Date: 9/6/2015	Done:9/6/2015	E*Trade
PAID	Score: 54 Safety: 130 MDD: 15%	VASVX VBIIIX VSEQX VIMSX VSIAX	BUY: VUSUX	Done:9/6/2015	
6	Name: Vanguard Mutuals Mix-2	VUSUX VBLTX VWNFX V	SELL: -New- Date: 9/6/2015	Done:9/6/2015	E*Trade
PAID	Score: 73 Safety: 139 MDD: 22%	VINEX VBIIIX VSEQX VDVIX V	BUY: VUSUX	Done:9/6/2015	
7	Name: Vanguard Lo Risk/Hi Rew	VWNFX VCVLX VASVX VBIIIX V	SELL: -New- Date: 9/6/2015	Done:9/6/2015	E*Trade
PAID	Score: 67 Safety: 139 MDD: 16%	VWELX VFICX VWINX VFITX V	BUY: VUSUX	Done:9/6/2015	
8	Name: Vanguard Sectors	VGPMX VGENX VGSIX VGHGX	SELL: -New- Date: 9/6/2015	Done:9/6/2015	E*Trade
PAID	Score: 81 Safety: 21 MDD: 28%	VUSTX	BUY: VGHGX	Done:9/6/2015	
9	Name: Vanguard Sectors - 2	VGPMX VGENX VGSIX VGHGX	SELL: -New- Date: 9/6/2015	Done:9/6/2015	E*Trade
PAID	Score: 85 Safety: 29 MDD: 30%	VISVX VWINX VEXMX	BUY: VGHGX	Done:9/6/2015	
10	Name: Vanguard Mixed	VEXPX VSTCX VSEQX VWNDX VEIPX VMGRX	SELL: -New- Date: 9/6/2015	Done:9/6/2015	E*Trade
PAID	Score: 59 Safety: 115 MDD: 28%	VHGX VINEX VWINX VUSTX VBLTX	BUY: VUSTX	Done:9/6/2015	
11	Name: Vanguard International	VFINX VEIEX VEURX VEUSX VHGX	SELL: -New- Date: 9/6/2015	Done:9/6/2015	E*Trade
PAID	Score: 50 Safety: 18 MDD: 23%	VFWIX VIMSX VPACX VINEX VWIGX VUSTX	BUY: VUSTX	Done:9/6/2015	
12	Name: Vanguard US Diversified	VWELX VGSTX NAESX VBINX VEXPX VWNFX	SELL: -New- Date: 9/6/2015	Done:9/6/2015	E*Trade
PAID	Score: 31 Safety: 3 MDD: 23%	VWNDX VWUSX VUSTX	BUY: VUSTX	Done:9/6/2015	
13	Name: Vanguard HoF SOS	SSS1 SSS2 SSS3 SSS4 SSS5 SSS6	SELL: -New- Date: 9/6/2015	Done:9/6/2015	E*Trade
PAID	Score: 86 Safety: 39 MDD: 28%	SSS7 SSS8 SSS9 SSS10 SSS11 SSS12	BUY: SSS9	Done:9/6/2015	

Vanguard HoF SOS

Vanguard Hall of Fame Strategy of Strategies

Vanguard HoF SOS

SectorSurfer Strategy: Vanguard HoF SOS

StormGuard -Disabled-

Made: 08-Sep-2015 02:48 PM

My-Strategy #13

Options: FWPT, SG-Off, SF

Last Edit: 06-Sep-2015

Data: Investors FastTrack

STRATEGY NAME	SYMBOL	TREND
> Vanguard Sectors - 2	SSS9	▲
> Vanguard Sectors	SSS8	▲
> Vanguard International	SSS11	▲
> Vanguard Lo Risk/Hi Reward	SSS7	▲
> Vanguard Mutuals Mix-2	SSS6	▲
> VANGUARD INCOME #5	SSS1	▲
> Vanguard Income #9	SSS2	▲
> Vanguard Income #3	SSS4	▲
> VANGUARD INCOME #4	SSS3	▲
> Vanguard Mutuals Mix	SSS5	▲
> Vanguard Mixed	SSS10	▲
> Vanguard US Diversified	SSS12	▲



FWPT Born: 04-Jan-2005

Avg. Trades/Yr: 4.3

Last Signal: 30-May-2014

Trade Hold: Automatic

RISK: Sep-1988 to Sep-2015

Sharpe Ratio: (Return - MM) / Std.Dev.

Strategy 1.17

S&P 500 0.43

Sortino Ratio: (Return - MM) / Neg.Dev.

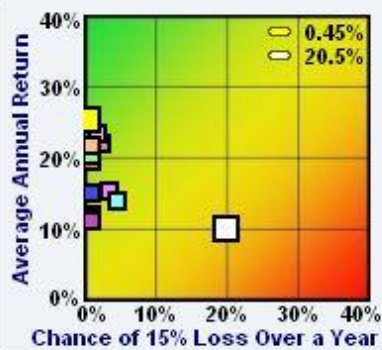
Strategy 8.88

S&P 500 2.45

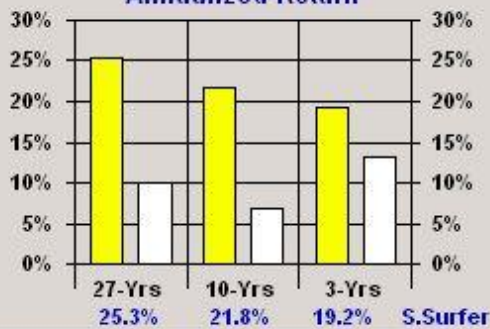
Max Drawdown: R = Realized DD

Strategy 28%

S&P 500 55%



Annualized Return



V:5.2.11 92.0D L6.16.8.11 3.0
SG1 -5.0 CH0 OP11 DSO

Email Chart

3-Year Chart

10-Year Chart

27 Years Max

Close Chart

Score: 86.4
Safety: 38.6
Alpha: 24%
Beta: 0.30

1	Name: My Fidelity Sector Rotati			FNARX FSDCX FSENX FSLBX FSVLX FSAVX	SELL: -New- Date: 9/6/2015		E*Trade	
	Score: 94 Safety: 22 MDD: 48%			FSELX FDLX FBIOX FBMPX FSHCX FSRPX	BUY: FSRPX	Done:9/6/2015		
2	Name: My Fidelity Specific Sectc			FSELX FSDCX FWRLX FSLBX FSVLX FSHCX	SELL: -New- Date: 9/6/2015		E*Trade	
	Score: 86 Safety: 4 MDD: 32%			FBMPX FSDAX FSAVX FLCX FMCSX FLBAX	BUY: FLBAX	Done:9/6/2015		
3	Name: Fidelity Select Funds - I			FBMPX FOCPX FCPVX FLVCX FSLBX FSCHX	SELL: -New- Date: 9/6/2015		E*Trade	
	Score: 90 Safety: 185 MDD: 32%			FSRPX FSCGX FAMRX FSAVX FLBAX FSHCX	BUY: SWAIT	Done:9/6/2015		
4	Name: Boomer Nation			FDSVX FDLX FLVCX FSAVX FSVLX FSRFX	SELL: -New- Date: 9/6/2015		E*Trade	
	Score: 98 Safety: 161 MDD: 20%			FSMEX FLBIX FCPVX FPHAX FSHCX FIUIX	BUY: FLBIX	Done:9/6/2015		
5	Name: super safe - moms			FBMPX FOCPX FCPVX FLVCX FSLBX FSCHX	SELL: -New- Date: 9/6/2015		E*Trade	
	Score: 88 Safety: 161 MDD: 32%			FSRPX FSCGX FAMRX FSAVX FLBAX FSHCX	BUY: FSRPX	Done:9/6/2015		
6	Name: Fidelity Mix with GLD			FBMPX FOCPX FPHAX FLVCX FSVLX	SELL: -New- Date: 9/6/2015		E*Trade	
	Score: 102 Safety: 61 MDD: 24%			FSRPX FSCGX FAMRX FSAVX	BUY: FSRPX	Done:9/6/2015		
7	Name: Fidelity Only			FBMPX FOCPX FAMRX FLVCX	SELL: -New- Date: 9/6/2015		E*Trade	
	Score: 96 Safety: 60 MDD: 32%			FSRPX FSCGX FSCRX FSAVX	BUY: FSRPX	Done:9/6/2015		
8	Name: FIDELITY SECTOR MFS			FSELX FSPHX FBMPX FNARX	SELL: -New- Date: 9/6/2015		E*Trade	
	Score: 120 Safety: 69 MDD: 48%			FSLBX FSHCX FSVLX FDLX GLD	BUY: FDLX	Done:9/6/2015		
9	Name: Ballin Fidelity			FNARX FLVCX FDLX FBIOX FSLBX FSCHX	SELL: FDLX Date: 9/6/2015		E*Trade	
	Score: 103 Safety: 38 MDD: 48%			FSNGX FSVLX FPHAX FSLBX FSPHX FSHCX	BUY: FDLX	Done:9/6/2015		
10	Name: Fidelity SEL (sectors)			FSELX FSPHX FBMPX FSNGX FSESX FDCPX	SELL: -New- Date: 9/6/2015		E*Trade	
	Score: 100 Safety: 12 MDD: 48%			FDFAV FSHCX FSVLX FDLX FBIOX FRESX	BUY: FBIOX	Done:9/6/2015		
11	Name: Fidelity Select Funds			FBMPX FOCPX FCPVX FLVCX FSLBX FSCHX	SELL: -New- Date: 9/6/2015		E*Trade	
	Score: 108 Safety: 36 MDD: 33%			FSPHX FSCGX FBSOX FSAVX FSDAX FSHCX	BUY: FBSOX	Done:9/6/2015		
12	Name: Fid Super Max MAJ			FDCPX FBGRX FLSCX FSLBX FSVLX FSAVX	SELL: -New- Date: 9/6/2015		E*Trade	
	Score: 100 Safety: 42 MDD: 30%			FSCGX FSPHX FOCPX FBMPX FSHCX FSUTX	BUY: FSUTX	Done:9/6/2015		
13	Name: Fidelity Only			FBMPX FOCPX FAMRX FLVCX FSLBX FSCHX	SELL: -New- Date: 9/6/2015		E*Trade	
	Score: 96 Safety: 60 MDD: 32%			FSRPX FSCGX FSCRX FSAVX FSDAX FSHCX	BUY: FSRPX	Done:9/6/2015		
14	Name: Fidelity HoF SOS			SSS8 SSS9 SSS10 SSS11 SSS12 SSS7	SELL: -New- Date: 9/6/2015		E*Trade	
	Score: 132 Safety: 80 MDD: 32%			SSS6 SSS5 SSS4 SSS3 SSS2 SSS1	BUY: SSS8	Done:9/6/2015		

Fidelity HoF SOS

Fidelity Hall of Fame Strategy of Strategies

Fidelity Hof SoS

SectorSurfer Strategy: Fidelity HoF SOS

StormGuard Status: .56%

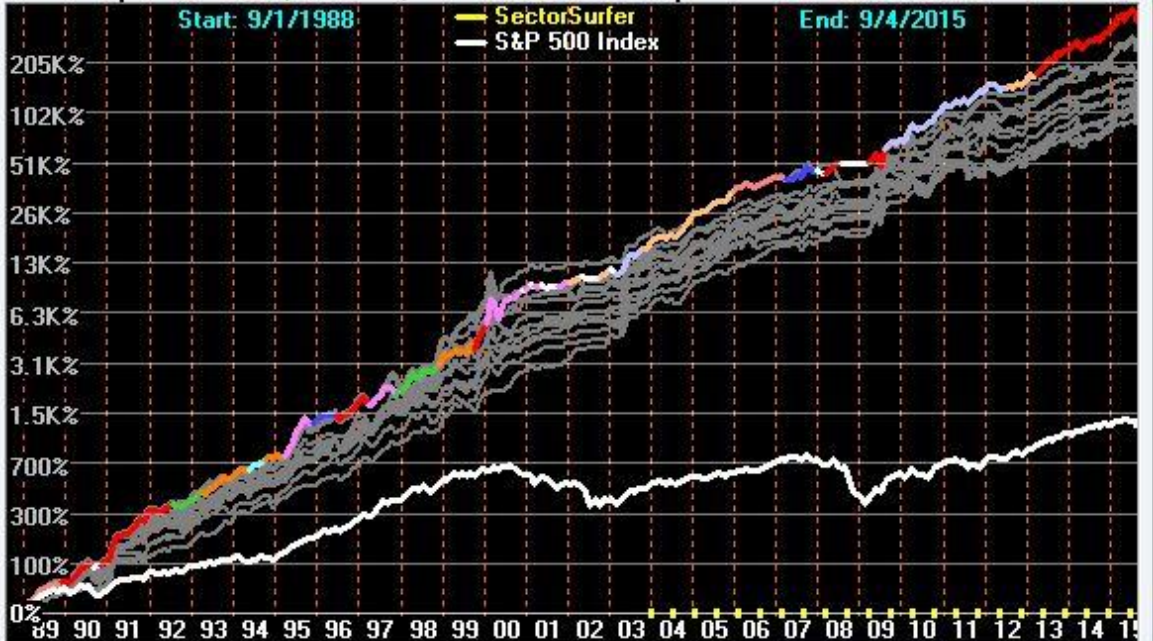
Made: 08-Sep-2015 03:37 PM

My-Strategy #14

Options: FWPT, SG-AQR, SF Last Edit: 06-Sep-2015

Data: Investors FastTrack

STRATEGY NAME	SYMBOL	TREND
> FIDELITY SECTOR MFS	SSS8	
> Ballin Fidelity	SSS9	
> Fidelity SEL (sectors)	SSS10	
> My Fidelity Sector Rotation	SSS1	
> Fid Super Max MAJ	SSS12	
> Fidelity Select Funds	SSS11	
> Fidelity Mix with GLD	SSS6	
> Fidelity Only	SSS7	
> My Fidelity Specific Sector	SSS2	
> Boomer Nation	SSS4	
> super safe - moms	SSS5	
> Fidelity Select Funds - I	SSS3	



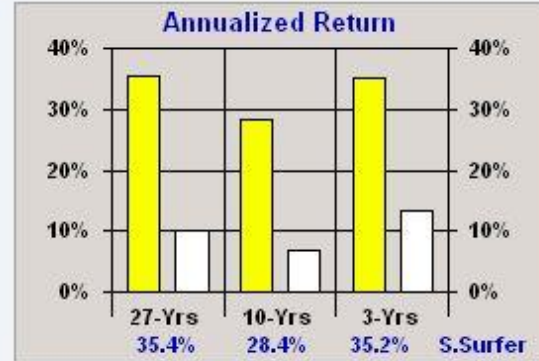
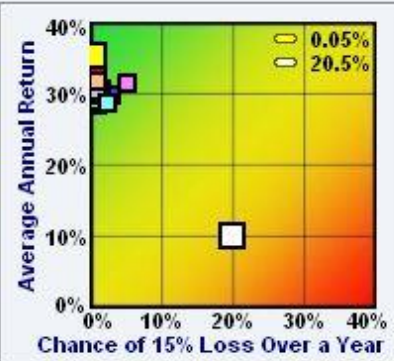
FWPT Born: 02-Jan-2004 Avg. Trades/Yr: 5.1
 Last Signal: 30-Apr-2013 Trade Hold: Automatic

RISK: Sep-1988 to Sep-2015

Sharpe Ratio: (Return - MM) / Std.Dev.
 Strategy 1.50
 S&P 500 0.43

Sortino Ratio: (Return - MM) / Neg.Dev.
 Strategy 11.77
 S&P 500 2.45

Max Drawdown: R = Realized DD
 Strategy 32%
 S&P 500 55%



V:5.2.11 85.0E L6 103.1 11 3 0
 SG2 -0.8 CH0 OP11 DSO

Score: 132
 Safety: 79.6
 Alpha: 31%
 Beta: 0.57

Buttons: Email Chart, 3-Year Chart, 10-Year Chart, 27 Years Max, Close Chart

Charts are theoretical Strategy performance had trades been executed per trade signals provided. Copyright 2015 SumGrowth Strategies, LLC. SectorSurfer is a registered trademark.

15	Name: My ETF Power Mix			XLK	XRT	ITB	OIL	XLF	XPH	SELL: ITB	Date: 9/7/2015			E*Trade	
	Score: 137 Safety: 15 MDD: 36%			EWM	IDX	EWZ	EFA	QQQ	PSQ-	BUY: ITB	Done:9/7/2015				
16	Name: ETFs: Countries			EWP	SPY	EWZ	EWJ	INDY	SIVR	SELL: -New-	Date: 9/7/2015			E*Trade	
	Score: 107 Safety: 7 MDD: 41%			EWO	DBO	ITB	RTL	RSX	TAN	BUY: EWJ	Done:9/7/2015				
17	Name: ETF Power Mix Coyote			IYR	RTH	ITB	OIL	IYE	QCLN	SELL: -New-	Date: 9/7/2015			E*Trade	
	Score: 104 Safety: 4 MDD: 36%			EWM	IDX	EWZ	QQQ	TDIV	PSQ-	BUY: RTH	Done:9/7/2015				
18	Name: ETFs4 ds-1--FLsurfer			EWP	SPY	EWZ	EWJ	VNQ	SIVR	SELL: -New-	Date: 9/7/2015			E*Trade	
	Score: 138 Safety: 12 MDD: 39%			EWO	OIL	ITB	XLU	SCIF	TAN	BUY: EWJ	Done:9/7/2015				
19	Name: All Star Sector			BAL	ITB	IBB	XLE	PPH	REZ	SELL: -New-	Date: 9/7/2015			E*Trade	
	Score: 114 Safety: 24 MDD: 32%			QQQ	EWV	ZROZ	GLD			BUY: ZROZ	Done:9/7/2015				
20	Name: ETFs 4: Countries			EWP	SPLV	EWZ	EWJ								
	Score: 113 Safety: 2 MDD: 37%			EWO	DBO	ITB	VNQ								
21	Name: ETF Various Sector			EFA	ITB	SPYG	IBB								
	Score: 90 Safety: 14 MDD: 31%			XLE	XES	XLF	GLD								
22	Name: ETF Kick Ass Mix			XPH	EWG	ITB	XLF	SLV		SELL: -New-	Date: 9/7/2015			E*Trade	
	Score: 105 Safety: 13 MDD: 31%			EWM	IDX	IBB	MDY	XLE	PSQ-	BUY: IBB	Done:9/7/2015				
23	Name: ETF Countries			EWY	EWS	EWH	EWP	EWO	EWZ	SELL: -New-	Date: 9/7/2015			E*Trade	
	Score: 89 Safety: 16 MDD: 32%			EWD	EWJ	EEM	EFA	MDY	TLT	BUY: TLT	Done:9/7/2015				
24	Name: ETF On-Wis MAJ-4			IXP	MDY	XLF	EWJ	PSQ-	SLV	SELL: -New-	Date: 9/7/2015			E*Trade	
	Score: 94 Safety: 7 MDD: 33%			EWO	OIL	ITB	QCLN	IYH	EDV	BUY: EDV	Done:9/7/2015				
25	Name: ETF SPDR Sectors			XBI	XLE	XLF	XRT	XLK	XLP	SELL: XLP	Date: 9/7/2015			E*Trade	
	Score: 80 Safety: 22 MDD: 29%			XPH	XLV	XLB	GLD	SPY	MDY	BUY: XLP	Done:9/7/2015				
26	Name: ETF Sector Mix -rw			DIA	BLV	VXF	IWP	VNQ	DBC	SELL: -New-	Date: 9/7/2015			E*Trade	
	Score: 95 Safety: 158 MDD: 17%			DBO	RWR	XHB	VDC	EXI	XTN	BUY: \$WAIT	Done:9/7/2015				
27	Name: ETF HoF SOS			SSS15	SSS16	SSS17	SSS18	SSS19	SSS20	SELL: SSS24	Date: 9/7/2015			E*Trade	
	Score: 177 Safety: 26 MDD: 32%			SSS21	SSS22	SSS23	SSS24	SSS25	SSS26	BUY: \$WAIT	Done:9/7/2015				

ETF HoF SOS

ETF Hall of Fame Strategy of Strategies

ETF Hof SOS

SectorSurfer Strategy: ETF HoF SOS

StormGuard
-Disabled-

Made: 07-Sep-2015 09:55 PM

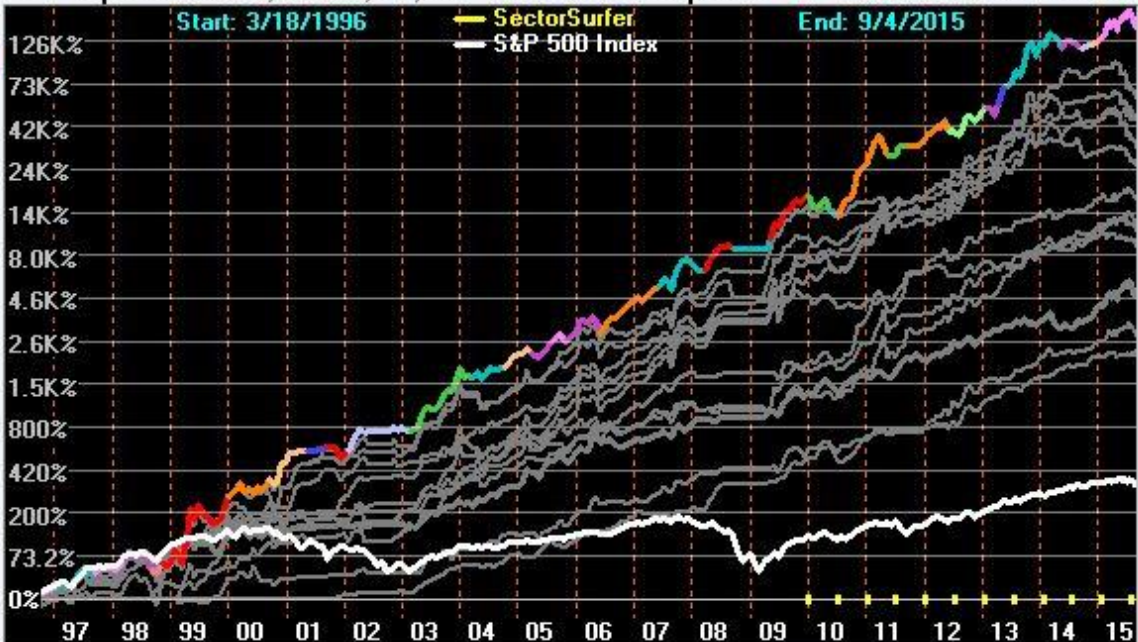
My-Strategy #27

Options: FWPT, SG-Off, SF, ST

Last Edit: 07-Sep-2015

Data: Investors FastTrack

STRATEGY NAME	SYMBOL	TREND
> ETF SPDR Sectors	SSS25	▲
> ETF Kick Ass Mix	SSS22	▲
> ETF Various Sector	SSS21	▲
> All Star Sector	SSS19	▲
> ETF Sector Mix -rw	SSS26	▲
> My ETF Power Mix	SSS15	▲
> ETF Countries	SSS23	▲
> ETF On-Wis MAJ-4	SSS24	▲
> ETF Power Mix Coyote	SSS17	▲
> ETFs 4: Countries	SSS20	▲
> ETFs4 ds-1--FLsurfer	SSS18	▲
> ETFs: Countries	SSS16	▲



FWPT Born: 04-Jan-2010

Avg. Trades/Yr: 3.7

Last Signal: 30-Jan-2015

Trade Hold: Automatic

RISK: Mar-1996 to Sep-2015

Sharpe Ratio: (Return - MM) / Std.Dev.

Strategy 1.20

S&P 500 0.27

Sortino Ratio: (Return - MM) / Neg.Dev.

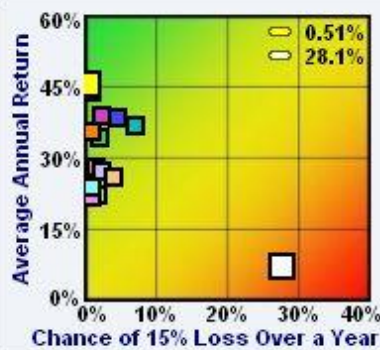
Strategy 9.60

S&P 500 1.51

Max Drawdown: R = Realized DD

Strategy 32% R

S&P 500 55% R



V:5.2.11 92.1B L6 37.5 15.3 0
SG1 -5.0 CH0 OP15 DS0

Email Chart

3-Year Chart

10-Year Chart


19.5 Years Max

Close Chart

Score: 177
Safety: 26.1
Alpha: 46%
Beta: 0.56

Monkeys vs. Algorithms

Which Is Better?



A Project of the Silicon Valley Brainiacs





Strategy Evaluation Tool

Load List of Strategies | **Create List of Strategies**

Select & Load a List ?

Input File Name:
Fido12of32-1000.txt

Funds/Strategy: 12

Total Strategies: 1000

Strategy List Notes:
Let's roll the dice, with Fidelity boys!
Confirming the first three funds of last Strategy = FSAGX, FSAIX, FSCHX

Funds in Fido 12 of 32 Strategies

FBIOX	FSAIX	FSESX	FSRPX
FBMPX	FSCGX	FSHCX	FSTCX
FDSLX	FSDAX	FSPHX	FDCPX
FIDSX	FSDPX	FSPTX	FDFAI
FSCHX	FSLBX	FSUTX	FRESX
FSCSX	FSPCX	FSVLX	FSAGX
FSELX	FSRBX	GD-PM	VGHCX
FSENX	FSRFX	VGEXN	VGPMX

Strategy Processing Options

Trade Hold: Automatic, Any Day, Month End, >30 Days

StormGuard: Disabled, SG-Std., SG-AQR
\$CASH: FSLXX

Algorithms: SMA, EMA, DEMA, STA-LTA, Fund X, FWPT, NewFWPT, PolyFWPT, ..., Faber-3, FSquared, Monkey

D.Shift Days: 0 | **BornOn Date:** 12-31-2004

Trend Days: 210 | **End Date:** 12-31-2014

Output Format & Process Control

Performance to Include in CSV Output File

Basic, Detailed, Character, Trade Info, Tuning Profile, Daily Prices

Start | **Initials:** SJ | **Time:** 00:24:53

Pause | **Last Run:** 3920 | **Total:** 1000

Done | **Errors:** -- | **View Error Log**

Output Summary ?

	Average Value		Best Value		Std. Deviation		Average Trades/yr
	Monkey	Strategy	Monkey	Strategy	Monkey	Strategy	
CAGR:	9.9%	18.0%	12.7%	31.3%	1.1%	4.3%	4.72
Sharpe:	0.39	0.86	0.60	1.97	0.06	0.29	
Sortino:	2.21	4.85	3.52	10.61	0.37	1.58	
MaxDD:	52.0%	24.3%	41.0%	12.3%	3.6%	6.4%	

Eval. Period: Start to BOD, BOD to End, Last 10 Yrs.

Output File Name: Automatically add RunNo and Options information to the output file name.

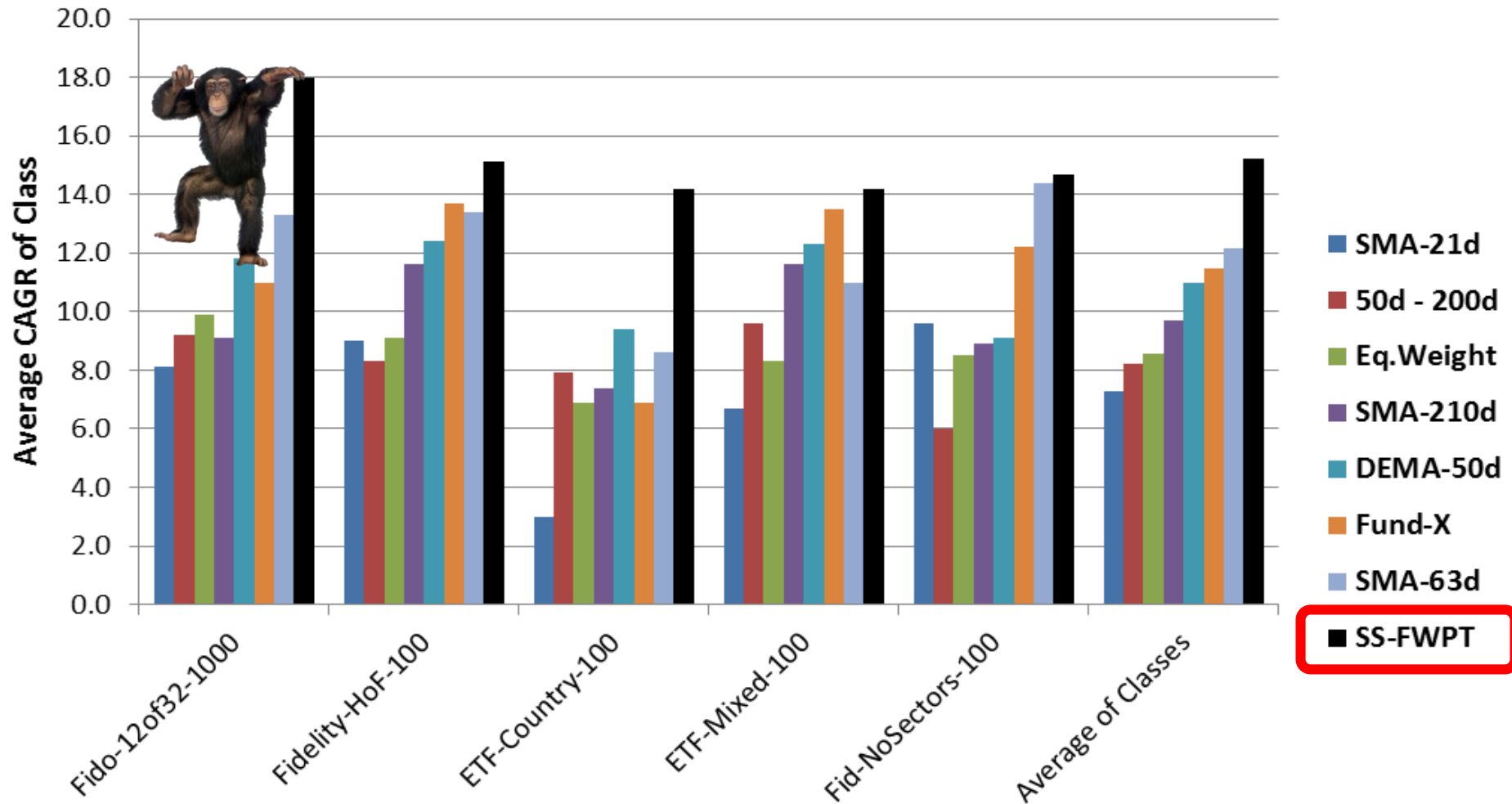
SJ3920-Fido12of32-1000-NewWPT-SGAQR-Auto-DS0-Dec04-Dec14.csv | **View Output File** ?

Notice: This Tool and its output data are CONFIDENTIAL INFORMATION of SumGrowth Strategies, to be shared only with its written permission.

AutoRuns: 0 | **Exit**

Don't Monkey Around – It's Real Money

Average CAGR for Fund Classes (Only SS-FWPT Uses SG-AQR)



16	Name: Fidelity Cyber-1			FLPSX	GLD	FPACX	FDSCX	FSPHX	FMAGX	SELL: -New-	Date: 9/7/2015			E*Trade	
	Score: 87	Safety: 55	MDD: 35%			FBMPX	FSUTX	FSMEX	FDEGX	FLVCX	FIUIX	BUY: GLD	Done:9/7/2015		
17	Name: Fidelity Cyber-2			FSPHX	FCPVX	FSHCX	FLVCX	FPHAX	GLD	SELL: -New-	Date: 9/6/2015			E*Trade	
	Score: 105	Safety: 135	MDD: 33%			FLCSX	FBMPX	FDGRX	FBNDX	FDGFX	FSCRX	BUY: FBNDX	Done:9/7/2015		
18	Name: Fidelity Cyber-3			FDSSX	FFIDX	FBIOX	FEQIX	FSPTX	GLD	SELL: -New-	Date: 9/6/2015			E*Trade	
	Score: 89	Safety: 37	MDD: 51%			FOGRX	FDVLX	FDSVX	FBALX	FRESX	FLBAX	BUY: FLBAX	Done:9/7/2015		
19	Name: Fidelity Cyber-4			FGBLX	FSPHX	FBALX	GLD	FASGX	FSPCX	SELL: -New-	Date: 9/7/2015			E*Trade	
	Score: 94	Safety: 64	MDD: 38%			FDEGX	FMILX	FSHCX	FSCX	FSCRX	FLVCX	BUY: FSPCX	Done:9/7/2015		
20	Name: Fidelity Cyber-5			FCYIX	FLSCX	FVVLX	FSAVX	GLD	FLCSX	SELL: -New-	Date: 9/7/2015			E*Trade	
	Score: 80	Safety: 96	MDD: 21%			FSPHX	FRESX	FDSVX	FHIGX	FIUIX	FGMNX	BUY: FHIGX	Done:9/7/2015		
21	Name: Fidelity Cyber-6			FSPHX	FCPVX	FSHCX	FLVCX								
	Score: 105	Safety: 135	MDD: 33%			FLCSX	FBMPX	FDGRX	FBNDX						
22	Name: Fidelity Cyber-7			FCPGX	FLBIX	FBIOX	FSPCX								
	Score: 87	Safety: 18	MDD: 52%			FMILX	FCPVX	FRESX	FSPHX						
23	Name: Fidelity Cyber-8			FDSVX	FFIDX	FBNDX	FBMPX	FSDPX	FLPSX	SELL: -New-	Date: 9/7/2015			E*Trade	
	Score: 82	Safety: 45	MDD: 33%			FTHRX	FEQIX	FSRFX	FPURX	FOCPX	FSHCX	BUY: FTHRX	Done:9/7/2015		
24	Name: Fidelity Cyber-9			FBIOX	FSCGX	FIUIX	FNMIX	FDSLX	GLD	SELL: -New-	Date: 9/7/2015			E*Trade	
	Score: 87	Safety: 18	MDD: 51%			FSAVX	FSCHX	FSCPX	FSRFX	FBMPX	FCPVX	BUY: GLD	Done:9/7/2015		
25	Name: Fidelity Cyber-10			FSCGX	FSAVX	FMSFX	FDSLX	FCYIX	FSCHX	SELL: FSRPX	Date: 9/7/2015			E*Trade	
	Score: 82	Safety: 54	MDD: 41%			FDGFX	FCPVX	FSPTX	FSHCX	FDSVX	GLD	BUY: FMSFX	Done:9/7/2015		
26	Name: Fidelity Cyber-11			FAGIX	FEQIX	FSHCX	FBNDX	FGMNX	FSPHX	SELL: -New-	Date: 9/6/2015			E*Trade	
	Score: 88	Safety: 33	MDD: 27%			FBMPX	GLD	FDSLX	FSCRX	FCPVX	FSESX	BUY: FSHCX	Done:9/7/2015		
27	Name: Fidelity Cyber-12			FDCPX	---	FBNDX	FBMPX	FSDPX	FLPSX	SELL: -New-	Date: 9/6/2015			E*Trade	
	Score: 93	Safety: 56	MDD: 30%			FTHRX	FEQIX	FSRFX	FPURX	FOCPX	FSHCX	BUY: FTHRX	Done:9/7/2015		
28	Name: Fidelity Cyber SOS			SSS16	SSS17	SSS18	SSS19	SSS20	SSS21	SELL: -New-	Date: 9/7/2015			E*Trade	
	Score: 104	Safety: 48	MDD: 41%			SSS22	SSS23	SSS24	SSS25	SSS26	SSS27	BUY: SSS18	Done:9/7/2015		

Fidelity Cyber SOS

Fidelity Strat-Eval-Tool Strategy of Strategies

Fidelity Cyber SOS

SectorSurfer Strategy: Fidelity Cyber SOS

StormGuard Status: 43%

Made: 09-Sep-2015 10:40 AM My-Strategy #28 Options: FWPT, SG-AOR, SF, ST Last Edit: 07-Sep-2015 Data: Investors FastTrack

STRATEGY NAME	SYMBOL	TREND
> Fidelity Cyber -5	SSS20	
> Fidelity Cyber -4	SSS19	
> Fidelity Cyber -6	SSS21	
> Fidelity Cyber -2	SSS17	
> Fidelity Cyber -3	SSS18	
> Fidelity Cyber -7	SSS22	
> Fidelity Cyber -9	SSS24	
> Fidelity Cyber -10	SSS25	
> Fidelity Cyber -11	SSS26	
> Fidelity Cyber -1	SSS16	
> Fidelity Cyber -12	SSS27	
> Fidelity Cyber -8	SSS23	



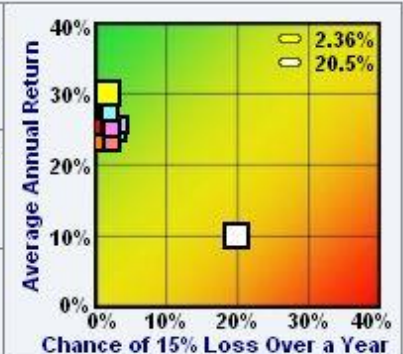
FWPT Born: 04-Jan-2005 Avg. Trades/Yr: 5.8
 Last Signal: 31-Dec-2014 Trade Hold: Automatic

RISK: Sep-1988 to Sep-2015

Sharpe Ratio: $(Return - MM) / Std.Dev.$
 Strategy 1.14
 S&P 500 0.44

Sortino Ratio: $(Return - MM) / Neg.Dev.$
 Strategy 9.06
 S&P 500 2.48

Max Drawdown: $R = Realized DD$
 Strategy 41%
 S&P 500 55%



V:5.2.11 85.1C L6.21.5153.0
 SG2 -0.6 CH0 OP15 DS0

Score: 104
 Safety: 48.3
 Alpha: 26%
 Beta: 0.55

Buttons: Email Chart, 3-Year Chart, 10-Year Chart, 27 Years Max, Close Chart

No.	Strategy Information	Fund or Stock Ticker Symbols	Trade Information	Broker Link	
1	Name: ETF SPDR Web-1 PAID Score: 78 Safety: 48 MDD: 29%	DIA SLYG XLK MDY SPY SPYV XLV RWR GLD ONEK XHB XLF	SELL: FBTAX Date: 9/7/2015 ✓ H BUY: XHB Done:9/7/2015	Ameriprise	⬆️ ⬇️
2	Name: ETF SPDR Web-2 PAID Score: 77 Safety: 61 MDD: 22%	RSCO DIA MDYV XLI XHB GLD XLF MDY SLYV RWR XLE XOP	SELL: -New- Date: 9/7/2015 ✓ H BUY: XHB Done:9/7/2015	E*Trade	⬆️ ⬇️
3	Name: ETF SPDR Web-3 PAID Score: 70 Safety: 18 MDD: 29%	GLD XLV SPY SLY XLP DIA XLE XLI THRK XHB XLK XLB	SELL: -New- Date: 9/7/2015 ✓ H BUY: XHB Done:9/7/2015	E*Trade	⬆️ ⬇️
4	Name: ETF SPDR Web-4 PAID Score: 64 Safety: 23 MDD: 25%	XLE GLD SDY KBE KIE SPYV MDYV KRE SPY MDYG XLV SLYV	SELL: -New- Date: 9/7/2015 ✓ H BUY: KIE Done:9/7/2015	E*Trade	⬆️ ⬇️
5	Name: ETF SPDR Web-5 PAID Score: 60 Safety: 36 MDD: 29%	XRT MDY XLF THRK RWR GLD XLP SLY XLY XLK XLF	SELL: -New- Date: 9/7/2015 ✓ H BUY: XHB Done:9/7/2015	E*Trade	⬆️ ⬇️
6	Name: ETF SPDR Web-6 PAID Score: 57 Safety: 6 MDD: 30%	SLYV XLY SLY XLV XE MDY XLF MDYV KIE GL	SELL: -New- Date: 9/7/2015 ✓ H BUY: XHB Done:9/7/2015	E*Trade	⬆️ ⬇️
7	Name: ETF SPDR Web-7 PAID Score: 52 Safety: 1 MDD: 24%	SLY XLE SPY SPYG RV SDY MDY XLY XLV ML	SELL: -New- Date: 9/7/2015 ✓ H BUY: XHB Done:9/7/2015	E*Trade	⬆️ ⬇️
8	Name: ETF SPDR Web-8 PAID Score: 59 Safety: 1 MDD: 37%	XLP XLE ONEK XHB SPY XOP XLB SLYV DIA GLD XLI RWR	SELL: -New- Date: 9/7/2015 ✓ H BUY: XHB Done:9/7/2015	E*Trade	⬆️ ⬇️
9	Name: ETF SPDR Web-9 PAID Score: 43 Safety: 3 MDD: 26%	XLY XME SPY KCE XLU SLY ___ XLF GLD XLB DIA ONEK	SELL: -New- Date: 9/7/2015 ✓ H BUY: XLY Done:9/7/2015	E*Trade	⬆️ ⬇️
10	Name: ETF SPDR Web-10 PAID Score: 53 Safety: 11 MDD: 25%	XOP SPY KRE RSCO XME XLP GLD XHB ONEK SPYG KCE MTK	SELL: -New- Date: 9/7/2015 ✓ H BUY: KRE Done:9/7/2015	E*Trade	⬆️ ⬇️
11	Name: ETF SPDR Web-11 PAID Score: 65 Safety: 23 MDD: 28%	SLYG KIE RSCO XLV XHB XES SPY RWR XOP KCE SLY MDY	SELL: -New- Date: 9/7/2015 ✓ H BUY: XHB Done:9/7/2015	E*Trade	⬆️ ⬇️
12	Name: ETF SPDR Web-12 PAID Score: 61 Safety: 1 MDD: 29%	XLE DIA MDYG GLD XLK MDYV XRT SPYG XPH XHB XLY ONEK	SELL: -New- Date: 9/7/2015 ✓ H BUY: XHB Done:9/7/2015	E*Trade	⬆️ ⬇️
13	Name: SPDR Cyber SOS PAID Score: 76 Safety: 42 MDD: 29%	SSS1 SSS2 SSS3 SSS4 SSS5 SSS6 SSS7 SSS8 SSS9 SSS10 SSS11 SSS12	SELL: -New- Date: 9/7/2015 ✓ H BUY: SSS6 Done:9/7/2015	E*Trade	⬆️ ⬇️

SPDR Cyber SOS

SPDR Strat-Eval-Tool Strategy of Strategies

SPDR Cyber SOS

SectorSurfer Strategy: SPDR Cyber SOS

StormGuard -Disabled-

Made: 09-Sep-2015 10:20 AM

My-Strategy #13

Options: FWPT, SG-Off, SF

Last Edit: 07-Sep-2015

Data: Investors FastTrack

STRATEGY NAME	SYMBOL	TREND
> ETF SPDR Web-6	SSS6	▲
> ETF SPDR Web-7	SSS7	▲
> ETF SPDR Web-12	SSS12	▲
> ETF SPDR Web-4	SSS4	▲
> ETF SPDR Web-2	SSS2	▲
> ETF SPDR Web-8	SSS8	▲
> ETF SPDR Web-5	SSS5	▲
> ETF SPDR Web-1	SSS1	▲
> ETF SPDR Web-3	SSS3	▲
> ETF SPDR Web-9	SSS9	▲
> ETF SPDR Web-10	SSS10	▲
> ETF SPDR Web-11	SSS11	▲



FWPT Born	04-Jan-2007	Avg. Trades/Yr:	3.5
Last Signal:	31-Aug-2015	Trade Hold:	Automatic

RISK: May-1995 to Sep-2015

Sharpe Ratio: $(Return - MM) / Std.Dev.$

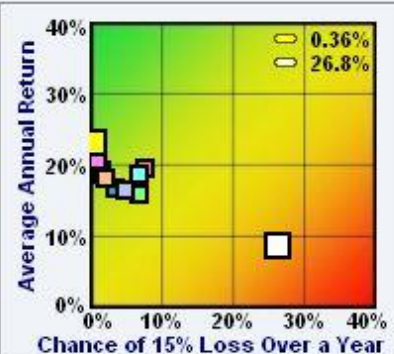
Strategy	1.63
S&P 500	0.33

Sortino Ratio: $(Return - MM) / Neg.Dev.$

Strategy	6.76
S&P 500	1.83

Max Drawdown: $R = Realized DD$

Strategy	29%
S&P 500	55%



V:5.2.11 7E.0D L6 69.3 11 3.0
SG1 -5.0 CH0 OP11 DS0

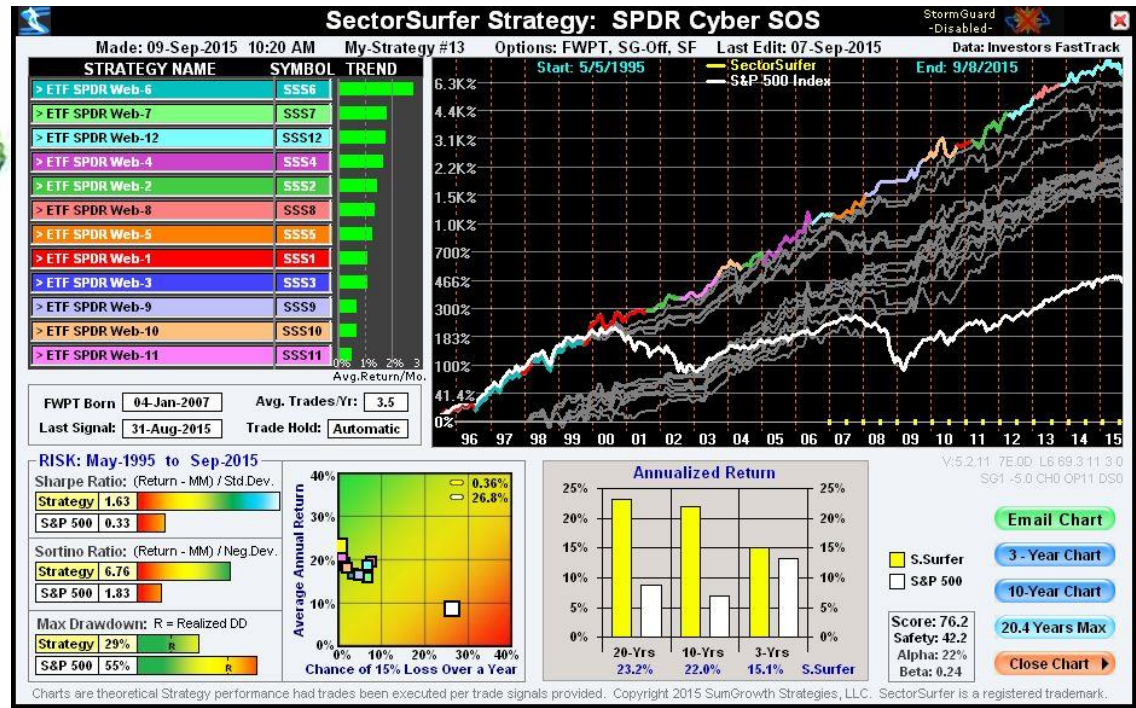
Score: 76.2
Safety: 42.2
Alpha: 22%
Beta: 0.24

Buttons: Email Chart, 3-Year Chart, 10-Year Chart, 20.4 Years Max, Close Chart

What Could be Better Than Cyber SOS?



To Infinity
And Beyond?



Tactical Diversification



Funds
Equities
Diversification



Strategy
Serial
Diversification

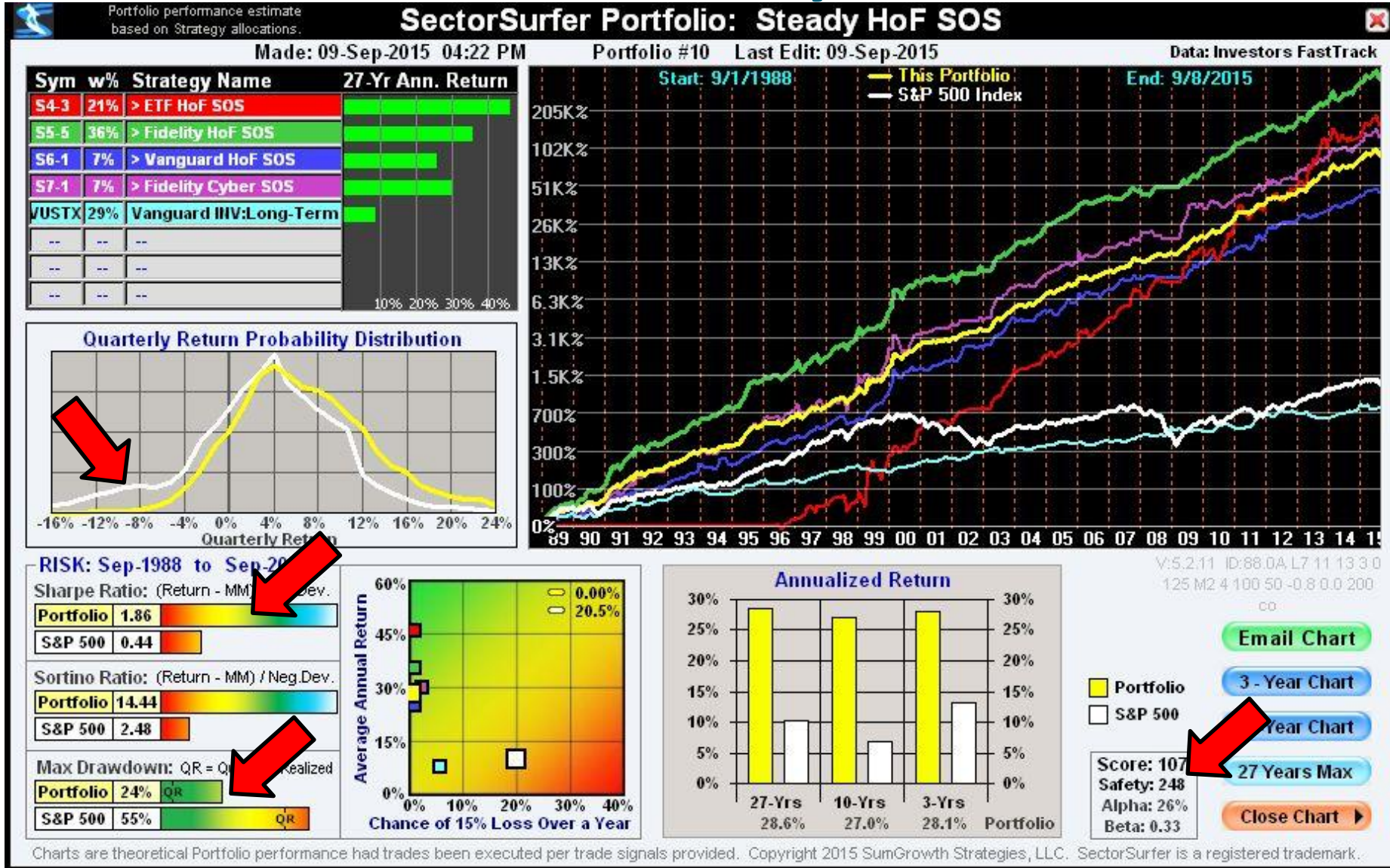


Portfolio
Asset Class
Diversification

**The Sequential Application of Three
Distinct Types of Diversification.**

**Reduces Short-Term
Volatility Risk Owning
Divergent Strategies**

Portfolio: Steady HoF SOS



~~The End~~

The Beginning

Of Investing Better Tomorrow



SectorSurfers Don't Walk on Water